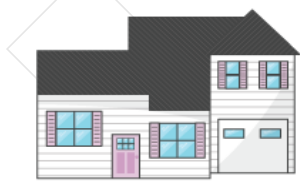


Real Estate Report Card

Snohomish County, WA 98021

🔥 - Historical Appr. 🔥 - Jobs 🔥 - Median Income 🔥 - 5yr Appr. Forecast 🔥 - 1yr Appr. Forecast

Median Home Price
\$1,218,069

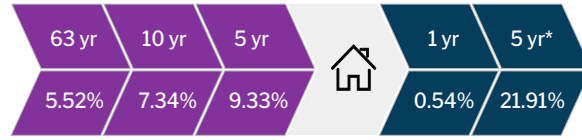


Price / Sq Ft
\$436

Appreciation

Historical

Forecast

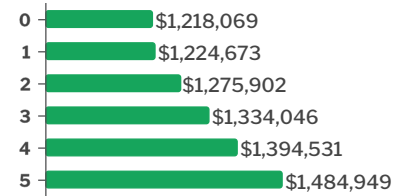


Average Per Year

*5 yr - Cumulative Appr.

5 yr Gain: **\$266,880**

Forecast



Inventory



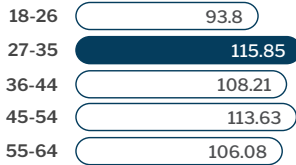
Homes For Sale
per 1000 people
2

Y/Y -37%

M/M -3%

Demographics

Ages



*In thousands

794.98K Total Pop.

282.77K
Renters

72.67K
Renters Who Can
Afford To Purchase

*Household Formations
Based on 27-35 population

11.01K

*1st Time Home
Purchases To Be Taken
From Inventory

7,091

Accounts for 64% home ownership rate

*Actual Homes Being
Built

3,796

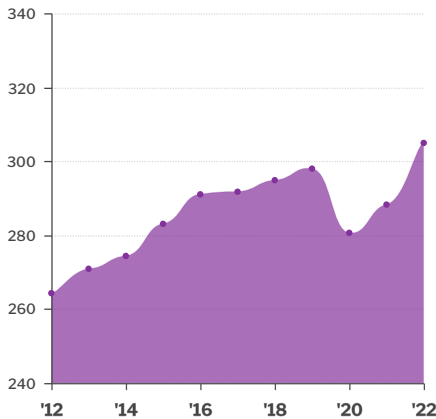
✓ Actual
■ Needed



*Annual

Total Employment

In Thousands

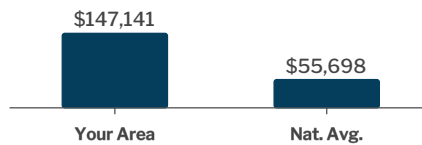


Unemployment Rate

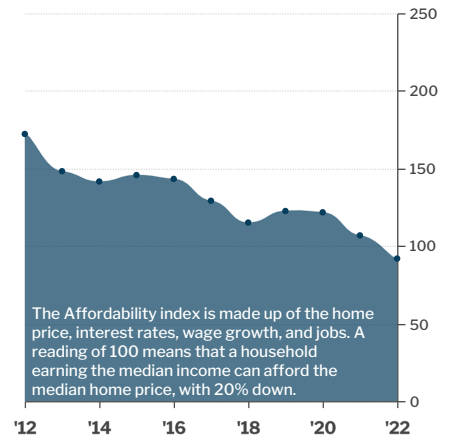
National Average: 3.6%

Year	Rate
2022	3.5%
2021	5.54%
2020	8.46%
2019	2.82%

Median Household Income



Affordability Index



Powered By MBS Highway

This document should not be construed as investment or mortgage advice or a commitment to lend. Your results may vary. There are no guarantees, promises, representations and/or assurances concerning the level of accuracy you may experience. For actual and current terms and rate information, please contact your lender directly. Monthly expenses may or may not include condominium or HOA fees, if applicable; your payment may be greater. *Lender is not a tax consultation firm. Please seek advice from a tax professional. Sources: MBS Highway, FRED, US Census, BLS, JBRC, NAR. MLS Data provided by Listing Booster.