

Real Estate Report Card

King County, WA 98178



- Jobs



- Historical Appr.



- Median Income

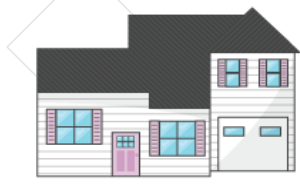


- 5yr Appr. Forecast



- 1yr Appr. Forecast

Median Home Price
\$683,511

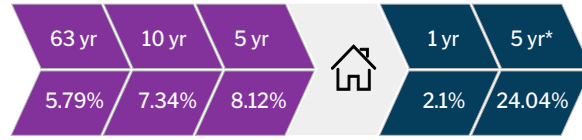


Price / Sq Ft
\$579

Appreciation

Historical

Forecast

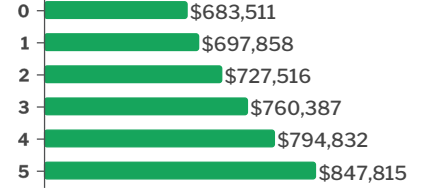


Average Per Year

*5 yr - Cumulative Appr.

5 yr Gain: **\$164,304**

Forecast



Inventory



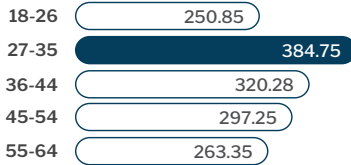
Homes For Sale
per 1000 people
2

Y/Y -36%

M/M -1%

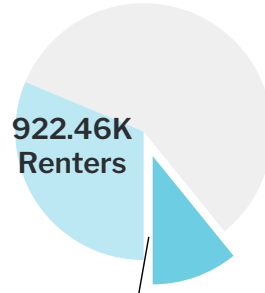
Demographics

Ages



*In thousands

2.19M Total Pop.



237.07K
Renters Who Can
Afford To Purchase

*Household Formations
Based on 27-35 population

36.55K

*1st Time Home
Purchases To Be Taken
From Inventory

21.14K

Accounts for 58% home ownership rate

*Actual Homes Being
Built

15.19K

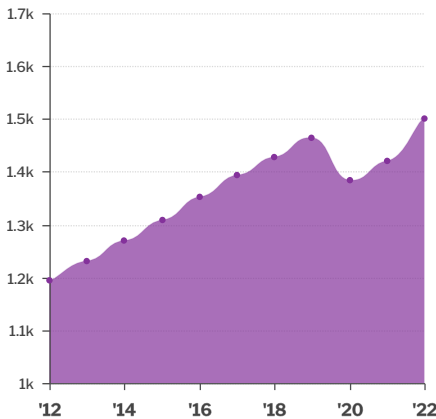
Actual
Needed



*Annual

Total Employment

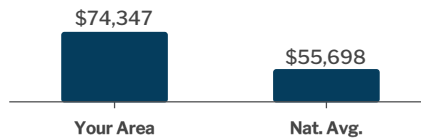
In Thousands



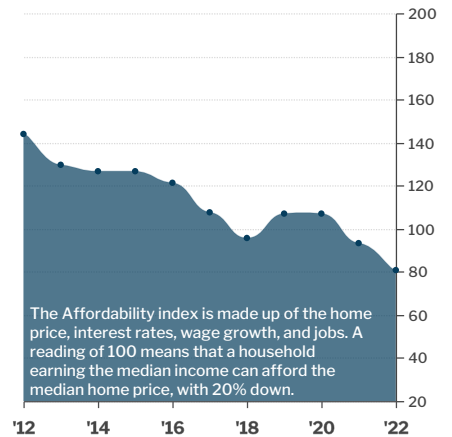
Unemployment Rate
National Average: 3.6%

Year	Rate
2022	3.1%
2021	4.92%
2020	7.55%
2019	2.59%

Median Household Income



Affordability Index



Powered By MBS Highway

This document should not be construed as investment or mortgage advice or a commitment to lend. Your results may vary. There are no guarantees, promises, representations and/or assurances concerning the level of accuracy you may experience. For actual and current terms and rate information, please contact your lender directly. Monthly expenses may or may not include condominium or HOA fees, if applicable; your payment may be greater. *Lender is not a tax consultation firm. Please seek advice from a tax professional. Sources: MBS Highway, FRED, US Census, BLS, JBRC, NAR, MLS Data provided by Listing Booster.