

Nashville, TN, USA

Key insights for Davidson

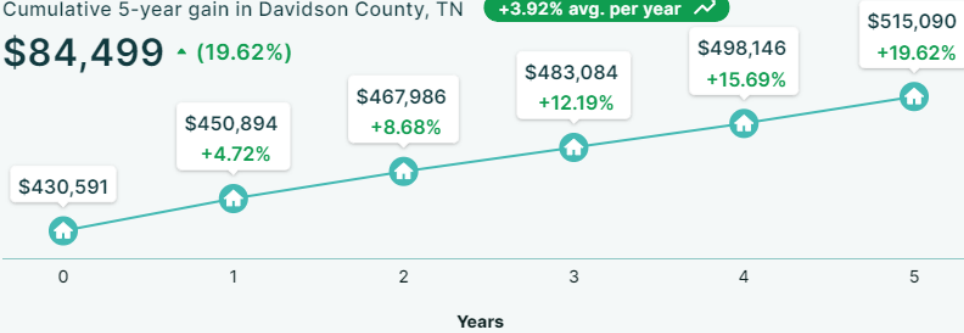
- Median Price: \$430,591
- Avg. Days on Market: 66

Forecasted Appreciation

Cumulative 5-year gain in Davidson County, TN

\$84,499 ▲ (19.62%)

+3.92% avg. per year



Historical Appreciation

Avg. per year in Davidson

5 yr **8.65%**

10 yr **7.84%**

63 yr **3.52%**

Supply & Demographics

Homes Being Built
Davidson

8,056/yr

New Listings

Area

August

Current
Month

County: Davidson

925

8% M/M
-8% Y/Y

412

Affordability in Davidson

Median Household Income

\$72,163

National average: \$74,580



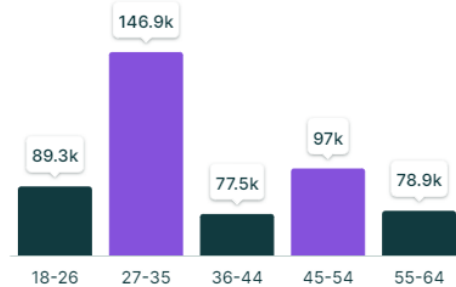
Affordability Index

At 100, a household earning the median income can afford the median home price, with 20% down.

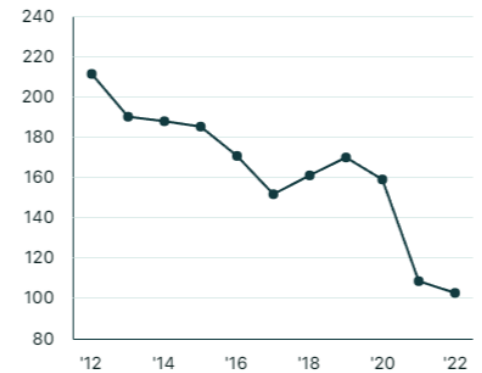
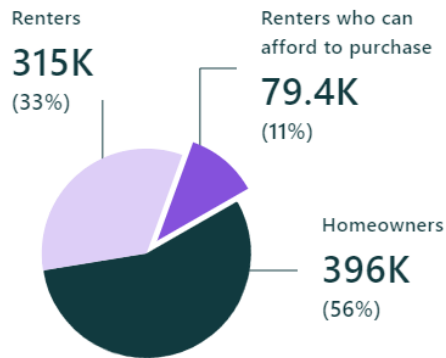
102

Demographics by Age

Based on total Population of 711k



Homeowners & Renters



Brent Willis CMPS

NMLS# 1860084 • NEO Home Loans

Cell: (615) 300-2067

brent.willis@neohomeloans.com

<https://brentwillis.neohomeloans.com/>

205 Powell Place

BRENT WILLIS
A PROFESSIONAL MORTGAGE EXPERIENCE

Current as of 09/20/2023.

This document should not be construed as investment or mortgage advice or a commitment to lend. Your results may vary. There are no guarantees, promises, representations and/or assurances concerning the level of accuracy you may experience. For actual and current terms and rate information, please contact your lender directly. Monthly expenses may or may not include condominium or HOA fees, if applicable; your payment may be greater. *Lender is not a tax consultation firm. Please seek advice from a tax professional. Sources: MBS Highway, FRED, US Census, BLS, JBR, NAR. MLS Data provided by Listing Booster.